



Mobile Accessories

Presented by:

Gloria Stuart

Assistive Technology Director

Mary Abby Jusayan

Assistive Technology Coordinator

What is a Mobile Accessory?

An accessory is anything that can be added on or used with your phone to enhance its capabilities.

This can include:

- Cases
- Speakers
- headphones
- Chargers
- Lanyards
- Battery Packs
- Keyboards

Uses

To make tasks simple:

- Add a lanyard to your phone so you can carry it with you hands-free
- Put a case on your phone to keep it safe
- A battery pack can add extra hours of battery life while you're out and about

Uses (Pt. 2)

Independence:

- Use a portable carrier to hold the phone for you during video calls with AIRA or other video calls
- A stand can help you elevate your phone to capture clear, steady photos for OCR
- Headphones can help keep your privacy as you listen to books music and VoiceOver
- A popSocket can keep your phone steady and stable in your hand as you use it, preventing drops.

Making the Right Choice

Always check the reviews of products, when possible, to ensure you are getting high-quality and long-lasting products.

- Know what you need: think of a specific challenge you have and search for an accessory based on that product. For example, "I am going on a long trip and won't have access to a wall outlet" would be the perfect problem to solve with a battery pack.
- Make sure the accessory is suitable for your device; you want to make sure that it is the correct fit for your phone model. Do not buy a case for the iPhone 10R thinking it will fit your iPhone 11, for example.

Audio (PT. 1)

- Any standard wired headphones can be used with iPhones, but a 3.5" MM audio jack to lightning port adapter will be needed from iPhone 7 onward.
- Bluetooth speakers and headphones:
 - Connect to your iPhone wirelessly via Bluetooth technology
 - Range is about 30 feet; can't move farther from phone or loose connection
 - Come in many shapes and sizes. Speakers can be portable or stationary.
 - Can wear headphones over head, in ear or with ear hooks

Audio (Pt. 2)


- Some headphones have transparency or noise canceling features.
- Noise canceling blocks out all surrounding noise. Some people feel pressure in their ears when using, so be aware; test product before buying.
- Transparency: uses the headphone's microphones to allow you to hear the environment around you.




Audio (PT. 3)

- Latency: latency is a slight delay in the signal between your phone and the bluetooth device.
- Most bluetooth headphones have some form of latency, which is very noticeable for many VoiceOver users. There is often a delay between the user's gesture and VoiceOver's response.
- Apple's H1 chip almost completely eliminates this latency, to the point where it is not noticeable and they perform like wired headphones.
- H1 chip is included in Apple Airpod and Airpod Pro.
- AirPods and Airpod Pro also allows phone to be used as a transmitter, sending sound from phone's microphone to your headphones (like hearing aids)
- Live Listen can help you hear a conversation in a noisy area or even hear someone speaking across the room.

Phone Cases (Pt. 1)

- Phone case: can be critical to keeping your phone safe.
 - Come in many shapes, textures, colors, sizes and levels of protection.
 - Possible features:
 - Some have a wallet attachment or slot in back for cards/cash
 - Eyelet/attachment point for lanyard or wrist strap
 - Built in screen protector
 - For iPhone 12: MagSafe, which allows magnetic attachment of accessories including wallets, mounts and wireless chargers
 - Some have a cover over ports and camera lenses
- 
- A large yellow triangle is positioned in the bottom right corner of the slide, pointing towards the top right.

Phone Cases (Pt. 2)

- What to Look For:
 - Lip over the screen: a case that provides a few centimeters above the screen face will allow for coverage when placing the phone screen down. Prevents screen from touching surfaces
 - Ensure that buttons are comfortable to press; some cases make buttons stiff
 - Easy access to ports: if you have difficulty lifting small flaps, consider having an open-port case
 - Texture: make sure you like the texture and it's not too slippery/rubbery. Example: I don't like silicone as dirt/dog fur sticks to it so easily.
 - Soft cases without hard shell are not as protective
- 
- A large yellow right-angled triangle is positioned in the bottom right corner of the slide, pointing towards the top-left.

Popsockets, handles, Lanyards and wrist straps

(Pt. 1)

- Some accessories are designed to help keep your phone stable or make it easier to carry:
- PopSockets: Sticks to the back of your phone case with adhesive.
- it is round and folds/unfolds like an accordian.
- Allows you to hold it between your fingers; prevents dropping.
- Some also use it to prop their phone up when watching media.


PopSockets, Lanyards, Handles and Wrist Straps (Pt. 2)

- Lanyards/Wrist Straps:
 - Must have a case that allows attachment
 - Can be used to carry phone hands-free
- Handles:
 - Can be attached to your case without a specific attachment point
 - Allows you to slide your hand between it and the case for stability and so it won't fall


Batteries (Pt. 1)

- There are a variety of chargers for smart phones:
- Wireless chargers:
- If your phone supports wireless charging, you can just place your phone down on a pad or charging stand without plugging it in and it will charge
- Wireless charging can be slower than traditional wired charging depending on your usual wall plug voltage
- Can also generate more heat than wired charging which is not great for battery

Batteries (Pt. 2)


- Wired chargers:
 - Can be bought anywhere
 - If using with an Apple device, make sure it has a MFI chip or your device will soon stop recognizing it as a valid charger
 - Chargers do not have to be bought from Apple to have an MFI chip
- 
- A large yellow triangle is positioned in the bottom right corner of the slide, pointing towards the top right.

Batteries (Pt. 3)

- portable charger:
 - Can be used as extra battery when you do not have easy access to a wall outlet
 - Range in the number of MaHs it has which means the amount of battery it can provide when it is full
 - Some have the wire attached, while others you plug in your own charger to the USB port
 - There are also wireless charging battery packs now
 - Some can be the size of a chapstick, while others are the size of a very large phone.
- 
- A large yellow triangle is positioned in the bottom right corner of the slide, pointing towards the top right.

Conclusion

- There are many different types of accessories out there
- It is important to make sure you are choosing the right accessory for you and your device





43 Jefferson Blvd.

Warwick RI 02888

(401)941-3322

Assistive Technology Department

Gstuart@in-sight.org

Mjusayan@in-sight.org